





































































27 100m Backstroke Women Heat

























Official

























Total















Rank	Competitor	Age	Club	RT	PTS	Result	
1	 Godwin Em...	28	 Heretaunga...	0.55		1:00.34 Entry: 58.98 +1.36	Q
	25m: 13.95		50m: 29.10 (15.15)				
	75m: 44.75 (15.65)		100m: 1:00.34 (15.59)				
2	 van Veldhui...	17	 Heretaunga...	0.64		1:03.47 Entry: 1:01.97 +1.50	Q
	25m: 14.92		50m: 30.70 (15.78)				
	75m: 47.02 (16.32)		100m: 1:03.47 (16.45)				
3	 Cole Charl...	20	 Heretaunga...	0.62		1:05.94 Entry: 1:05.72 +0.22	Q
	25m: 14.87		50m: 31.68 (16.81)				
	75m: 48.96 (17.28)		100m: 1:05.94 (16.98)				
4	 Stanford H...	17	 Trojans Swi...	0.65		1:06.24 Entry: 1:04.00 +2.24	Q
	25m: 15.51		50m: 31.74 (16.23)				
	75m: 48.94 (17.20)		100m: 1:06.24 (17.30)				
5	 McLaren C...	15	 Trojans Swi...	0.56		1:06.99 Entry: 1:10.62 -3.63	Q
	25m: 15.53		50m: 32.27 (16.74)				
	75m: 49.59 (17.32)		100m: 1:06.99 (17.40)				
6	 McLaren K...	18	 Trojans Swi...	0.70		1:07.04 Entry: 1:04.53 +2.51	Q
	25m: 15.90		50m: 32.69 (16.79)				
	75m: 49.96 (17.27)		100m: 1:07.04 (17.08)				
7	 Bunker Ziva	13	 Whanganui...	0.63		1:07.29 Entry: 1:07.54 -0.25	Q
	25m: 15.89		50m: 33.01 (17.12)				
	75m: 50.48 (17.47)		100m: 1:07.29 (16.81)				
8	 Skidmore E...	18	 Trojans Swi...	0.83		1:07.81 Entry: 1:07.36 +0.45	Q
	25m: 16.45		50m: 33.17 (16.72)				
	75m: 50.58 (17.41)		100m: 1:07.81 (17.23)				
9	 Kneebone ...	18	 Heretaunga...	0.66		1:09.21 Entry: 1:07.92 +1.29	WDR
	25m: 16.22		50m: 33.29 (17.07)				
	75m: 51.86 (18.57)		100m: 1:09.21 (17.35)				
10	 Sasamoto ...	17	 Enterprise ...	0.70		1:09.42 Entry: 1:10.52 -1.10	Q
	25m: 16.47		50m: 33.64 (17.17)				
	75m: 51.63 (17.99)		100m: 1:09.42 (17.79)				

11	 Donnelly E...	15	 Greendale ...	0.69	1:09.97 -0.34 Entry: 1:10.31	Q
	25m: 16.22	50m: 33.77 (17.55)				
	75m: 52.27 (18.50)	100m: 1:09.97 (17.70)				
12	 Pullan Maisie	17	 Heretaunga...	0.73	1:10.27 -1.08 Entry: 1:11.35	Q
	25m: 15.97	50m: 33.25 (17.28)				
	75m: 52.00 (18.75)	100m: 1:10.27 (18.27)				
13	 Kinsella Eva	17	 Comet Swi...	0.73	1:10.62 +0.61 Entry: 1:10.01	Q
	25m: 16.57	50m: 33.95 (17.38)				
	75m: 52.18 (18.23)	100m: 1:10.62 (18.44)				
14	 Mill Georgia	16	 Trojans Swi...	0.73	1:11.04 +3.02 Entry: 1:08.02	Q
	25m: 17.19	50m: 34.53 (17.34)				
	75m: 52.94 (18.41)	100m: 1:11.04 (18.10)				
15	 Harper Ma...	13	 Trojans Swi...	0.73	1:11.20 -1.36 Entry: 1:12.56	Q
	25m: 16.98	50m: 34.86 (17.88)				
	75m: 53.40 (18.54)	100m: 1:11.20 (17.80)				
16	 Duly Molly	16	 Heretaunga...	0.66	1:11.37 +3.51 Entry: 1:07.86	R1
	25m: 15.95	50m: 33.40 (17.45)				
	75m: 52.11 (18.71)	100m: 1:11.37 (19.26)				
17	 Rudge Zya...	15	 Enterprise ...	0.67	1:11.75 +2.81 Entry: 1:08.94	Q
	25m: 16.57	50m: 34.89 (18.32)				
	75m: 53.56 (18.67)	100m: 1:11.75 (18.19)				
18	 Willoughby ...	13	 Comet Swi...	0.66	1:12.31 +0.58 Entry: 1:11.73	Q
	25m: 16.35	50m: 34.44 (18.09)				
	75m: 53.27 (18.83)	100m: 1:12.31 (19.04)				
19	 Dorricott R...	13	 Whanganui...	0.72	1:13.83 -0.67 Entry: 1:14.50	Q
	25m: 17.40	50m: 35.60 (18.20)				
	75m: 54.94 (19.34)	100m: 1:13.83 (18.89)				
20	 Whyte Ciara	15	 Pirates Swi...	0.75	1:14.40 +4.67 Entry: 1:09.73	Q
	25m: 17.34	50m: 36.26 (18.92)				
	75m: 55.77 (19.51)	100m: 1:14.40 (18.63)				
21	 Baskett Zoe	13	 Whanganui...	0.68	1:14.56 +4.33 Entry: 1:10.23	Q
	25m: 17.54	50m: 36.42 (18.88)				
	75m: 55.53 (19.11)	100m: 1:14.56 (19.03)				
22	 Boyd Abigail	16	 Central Ha...	0.66	1:15.45 -3.78 Entry: 1:19.23	R2
	25m: 17.53	50m: 36.09 (18.56)				
	75m: 55.43 (19.34)	100m: 1:15.45 (20.02)				

23	 Gollan Isab...	16	 Pirates Swi...	0.70	1:15.56 Entry: 1:14.36 +1.20	
	25m: 17.95		50m: 36.41 (18.46)			
	75m: 55.82 (19.41)		100m: 1:15.56 (19.74)			
24	 Mill Emma	13	 Trojans Swi...	0.74	1:16.15 Entry: 1:18.94 -2.79	Q
	25m: 18.35		50m: 37.30 (18.95)			
	75m: 56.93 (19.63)		100m: 1:16.15 (19.22)			
25	 Gruiters Ca...	13	 Trojans Swi...	0.65	1:16.55 Entry: 1:16.45 +0.10	Q
	25m: 17.69		50m: 36.58 (18.89)			
	75m: 56.98 (20.40)		100m: 1:16.55 (19.57)			
26	 Aplin Harriet	13	 Whanganui...	0.74	1:17.14 Entry: 1:19.72 -2.58	WDR
	25m: 17.78		50m: 37.63 (19.85)			
	75m: 57.57 (19.94)		100m: 1:17.14 (19.57)			
27	 Gill Harper	15	 Heretaunga...	0.84	1:17.55 Entry: 1:16.71 +0.84	Q
	25m: 18.16		50m: 37.39 (19.23)			
	75m: 57.41 (20.02)		100m: 1:17.55 (20.14)			
28	 Williams Br...	12	 Enterprise ...	0.69	1:17.83 Entry: 1:15.19 +2.64	Q
	25m: 17.93		50m: 37.32 (19.39)			
	75m: 57.78 (20.46)		100m: 1:17.83 (20.05)			
29	 Sherwin Gr...	13	 Kiwi West A...	0.69	1:18.01 Entry: 1:15.35 +2.66	WDR
	25m: 18.21		50m: 37.48 (19.27)			
	75m: 57.84 (20.36)		100m: 1:18.01 (20.17)			
30	 Phelps Sop...	13	 Enterprise ...	0.64	1:18.26 Entry: 1:19.41 -1.15	Q
	25m: 18.19		50m: 38.01 (19.82)			
	75m: 58.74 (20.73)		100m: 1:18.26 (19.52)			
31	 Stuttle Grace	13	 Heretaunga...	0.66	1:19.05 Entry: 1:16.28 +2.77	WDR
	25m: 18.54		50m: 38.36 (19.82)			
	75m: 59.07 (20.71)		100m: 1:19.05 (19.98)			
32	 Davies Aryah	12	 Heretaunga...	0.66	1:19.81 Entry: 1:20.06 -0.25	Q
	25m: 18.54		50m: 38.07 (19.53)			
	75m: 58.76 (20.69)		100m: 1:19.81 (21.05)			
33	 Johnson H...	13	 Greendale ...	0.76	1:20.38 Entry: 1:21.83 -1.45	Q
	25m: 18.24		50m: 38.18 (19.94)			
	75m: 59.53 (21.35)		100m: 1:20.38 (20.85)			
34	 Thirkell Kat...	16	 Palmerston...	0.80	1:20.74 Entry: 1:24.40 -3.66	
	25m: 19.96		50m: 39.74 (19.78)			
	75m: 1:00.27 (20.53)		100m: 1:20.74 (20.47)			

35	 Mananes E...	14	 Central Ha...	0.81	1:21.85 Entry: 1:18.50 +3.35	Q
	25m: 19.27		50m: 40.11 (20.84)			
	75m: 1:01.50 (21.39)		100m: 1:21.85 (20.35)			
35	 Kopu Sophia	11	 Whanganui...	0.71	1:21.85 Entry: 1:24.31 -2.46	Q
	25m: 19.24		50m: 39.77 (20.53)			
	75m: 1:01.55 (21.78)		100m: 1:21.85 (20.30)			
37	 Terry Mead...	11	 Napier Aqu...	0.69	1:23.22 Entry: 1:25.79 -2.57	Q
	25m: 19.60		50m: 40.53 (20.93)			
	75m: 1:02.51 (21.98)		100m: 1:23.22 (20.71)			
38	 Williams Al...	12	 Enterprise ...	0.65	1:24.57 Entry: 1:25.11 -0.54	Q
	25m: 18.97		50m: 39.84 (20.87)			
	75m: 1:02.39 (22.55)		100m: 1:24.57 (22.18)			
39	 Travers Syl...	14	 Pirates Swi...	0.85	1:24.72 Entry: 1:29.44 -4.72	Q
	25m: 19.62		50m: 41.40 (21.78)			
	75m: 1:03.42 (22.02)		100m: 1:24.72 (21.30)			
40	 Wilson-Win...	10	 Whanganui...	0.70	1:25.61 Entry: 1:27.19 -1.58	Q
	25m: 19.92		50m: 41.43 (21.51)			
	75m: 1:04.13 (22.70)		100m: 1:25.61 (21.48)			
41	 Rasmusse...	14	 Napier Aqu...	0.67	1:25.62 Entry: 1:26.31 -0.69	Q
	25m: 20.25		50m: 42.11 (21.86)			
	75m: 1:04.49 (22.38)		100m: 1:25.62 (21.13)			
42	 Klaus Brian...	12	 Greendale ...	0.75	1:27.38 Entry: 1:30.36 -2.98	Q
	25m: 18.41		50m: 41.55 (23.14)			
	75m: 1:04.67 (23.12)		100m: 1:27.38 (22.71)			
43	 Meynell Kate	13	 Greendale ...	0.87	1:27.57 Entry: 1:27.09 +0.48	Q
	25m: 1:05.13		50m: 42.05			
	75m:		100m: 1:27.57 (1:27.57)			
44	 Baskett Molly	12	 Whanganui...	0.89	1:28.13 Entry: 1:26.56 +1.57	Q
	25m: 21.42		50m: 43.52 (22.10)			
	75m: 1:06.11 (22.59)		100m: 1:28.13 (22.02)			
45	 Hudson Na...	13	 Enterprise ...	0.76	1:28.62 Entry: 1:30.23 -1.61	R1
	25m: 21.44		50m: 44.94 (23.50)			
	75m: 1:07.40 (22.46)		100m: 1:28.62 (21.22)			
46	 Hyde-Hills ...	13	 Napier Aqu...	0.70	1:29.03 Entry: 1:32.75 -3.72	R2
	25m: 20.22		50m: 42.52 (22.30)			
	75m: 1:06.54 (24.02)		100m: 1:29.03 (22.49)			

47	 Elton Honor	12		Trojans Swi...	0.77	1:32.02 Entry: 1:36.32 -4.30	Q
	25m: 21.29		50m: 44.42 (23.13)				
	75m: 1:08.67 (24.25)		100m: 1:32.02 (23.35)				
48	 Wedd Han...	10		Trojans Swi...	0.62	1:34.40 Entry: 1:42.47 -8.07	Q
	25m: 22.64		50m: 46.93 (24.29)				
	75m: 1:11.51 (24.58)		100m: 1:34.40 (22.89)				
49	 Greer Heidi	10		Napier Aqu...	0.90	1:34.43 Entry: 1:39.07 -4.64	Q
	25m: 21.70		50m: 46.04 (24.34)				
	75m: 1:11.59 (25.55)		100m: 1:34.43 (22.84)				
50	 Johnson H...	10		Trojans Swi...	0.89	1:35.04 Entry: 1:35.75 -0.71	Q
	25m: 22.85		50m: 46.40 (23.55)				
	75m: 1:10.75 (24.35)		100m: 1:35.04 (24.29)				
51	 Howard Kat...	12		Napier Aqu...	1.03	1:35.12 Entry: 1:37.57 -2.45	Q
	25m: 21.50		50m: 46.92 (25.42)				
	75m: 1:11.74 (24.82)		100m: 1:35.12 (23.38)				
52	 Bennetts H...	9		Whanganui...	0.65	1:37.48 Entry: 1:45.08 -7.60	Q
	25m: 22.46		50m: 47.27 (24.81)				
	75m: 1:13.02 (25.75)		100m: 1:37.48 (24.46)				
53	 McCullum ...	10		Whanganui...	0.71	1:38.01 Entry: 1:41.19 -3.18	Q
	25m: 1:13.11		50m: 47.44				
	75m:		100m: 1:38.01 (1:38.01)				
54	 Standen Al...	12		Carterton S...	0.79	1:38.57 Entry: 1:40.02 -1.45	Q
	25m: 23.17		50m: 1:38.57 (1:15.40)				
	75m:		100m:				
55	 Wang Xi	8		Porirua City...	0.81	1:39.24 Entry: 1:56.97 -17.73	WDR
	25m: 22.57		50m: 48.18 (25.61)				
	75m: 1:13.61 (25.43)		100m: 1:39.24 (25.63)				
56	 Sim Keeva	11		Trojans Swi...	0.64	1:39.55	Q
	25m: 21.64		50m: 46.65 (25.01)				
	75m: 1:13.34 (26.69)		100m: 1:39.55 (26.21)				
57	 Thorpe Mai...	9		Enterprise ...	0.68	1:43.42 Entry: 1:42.55 +0.87	Q
	25m: 23.97		50m: 51.08 (27.11)				
	75m: 1:16.79 (25.71)		100m: 1:43.42 (26.63)				
58	 Harkness E...	10		Napier Aqu...	0.85	1:50.92 Entry: 1:56.56 -5.64	Q
	25m: 24.86		50m: 53.02 (28.16)				
	75m: 1:22.92 (29.90)		100m: 1:50.92 (28.00)				

59	 Gill Aubree	10	 Heretaunga...	0.77	1:51.78 Entry: 1:55.30 -3.52	Q
	25m: 26.21		50m: 54.45 (28.24)			
	75m: 1:24.70 (30.25)		100m: 1:51.78 (27.08)			
60	 Moli Archie...	9	 Trojans Swi...	0.74	1:56.67	Q
	25m: 25.39		50m: 55.70 (30.31)			
	75m: 1:27.00 (31.30)		100m: 1:56.67 (29.67)			
61	 Timms Tayla	9	 Napier Aqu...	0.92	2:00.02 Entry: 1:59.64 +0.38	R1
	25m: 26.31		50m: 58.02 (31.71)			
	75m: 1:30.85 (32.83)		100m: 2:00.02 (29.17)			
-	 Dear Tylar	11	 Enterprise ...	0.74	DSQ	
-	 Repko Pen...	11	 Trojans Swi...	0.88	DSQ	
-	 Marsden Ti...	17	 Heretaunga...	0.66	DSQ	
-	 Keepa Zoe	13	 Comet Swi...		DNS	